



2011 Patient Access Study

June 2011

Table of Contents

I. Study Participant Profile

- I. By Geographic Location
- II. By Participant Title
- III. By Bed Size

II. Eligibility

- I. Market Adoption
- II. Vendor Market Share
- III. Market Opportunity
- IV. Vendor Mind Share
- V. Expected Timeframe for Replacement
- VI. Adoption Rate by Market Segment

IV. Bill Estimation

- I. Market Adoption
- II. Vendor Market Share
- III. Market Opportunity
- IV. Vendor Mind Share
- V. Expected Timeframe for Replacement
- VI. Adoption Rate by Market Segment

Table of Contents

V. Propensity to Pay

- I. Market Adoption
- II. Vendor Market Share
- III. Market Opportunity
- IV. Vendor Mind Share
- V. Expected Timeframe for Replacement
- VI. Adoption Rate by Market Segment

VI. Address Validation

- I. Market Adoption
- II. Vendor Market Share
- III. Market Opportunity
- IV. Vendor Mind Share
- V. Expected Timeframe for Replacement
- VI. Adoption Rate by Market Segment

Table of Contents

VI. Charity Screening

- I. Market Adoption
- II. Vendor Market Share
- III. Market Opportunity
- IV. Vendor Mind Share
- V. Expected Timeframe for Replacement
- VI. Adoption Rate by Market Segment

VIII. eCashiering

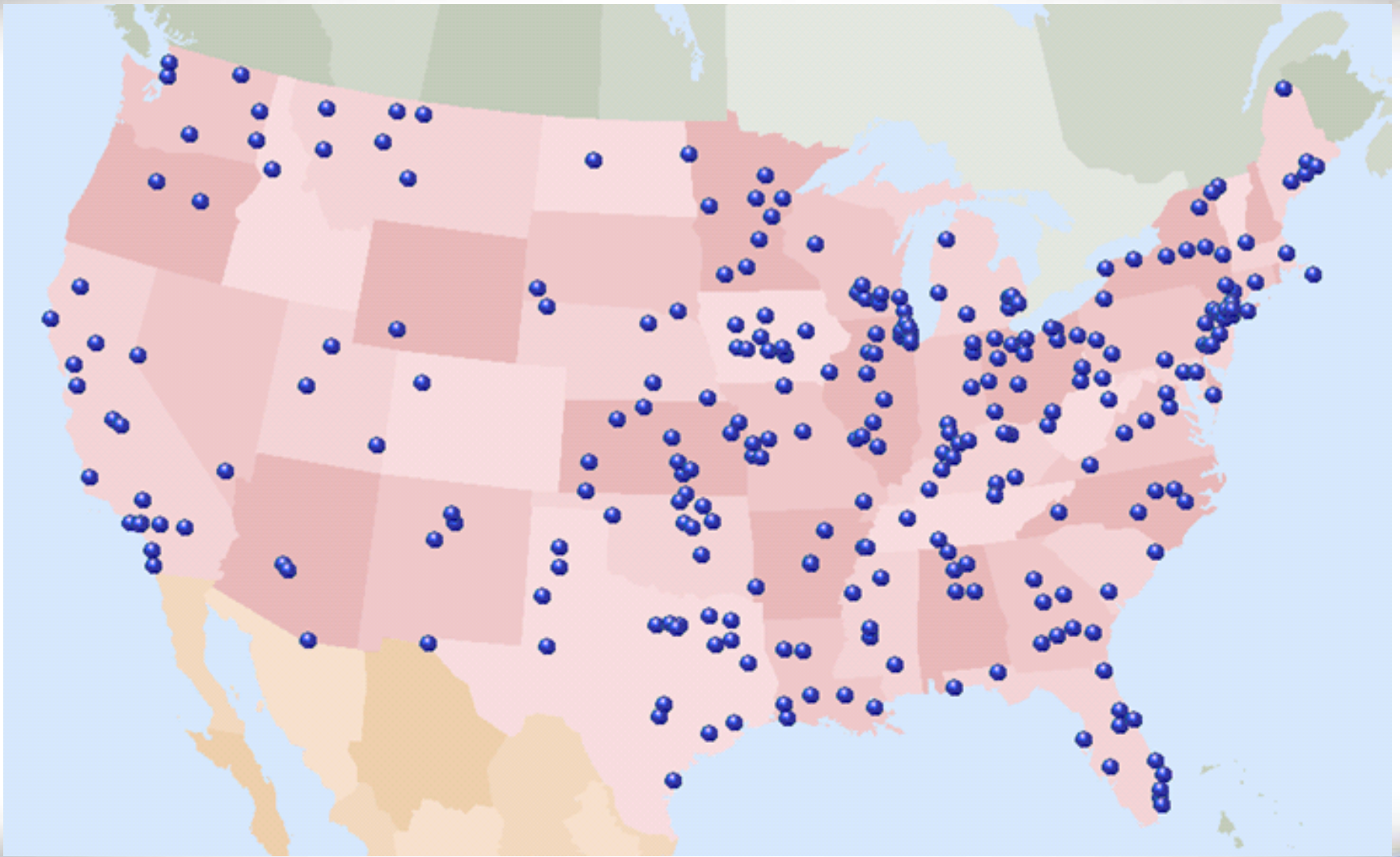
- I. Market Adoption
- II. Vendor Market Share
- III. Market Opportunity
- IV. Vendor Mind Share
- V. Expected Timeframe for Replacement
- VI. Adoption Rate by Market Segment

IX. Voice of Customer (VOC)

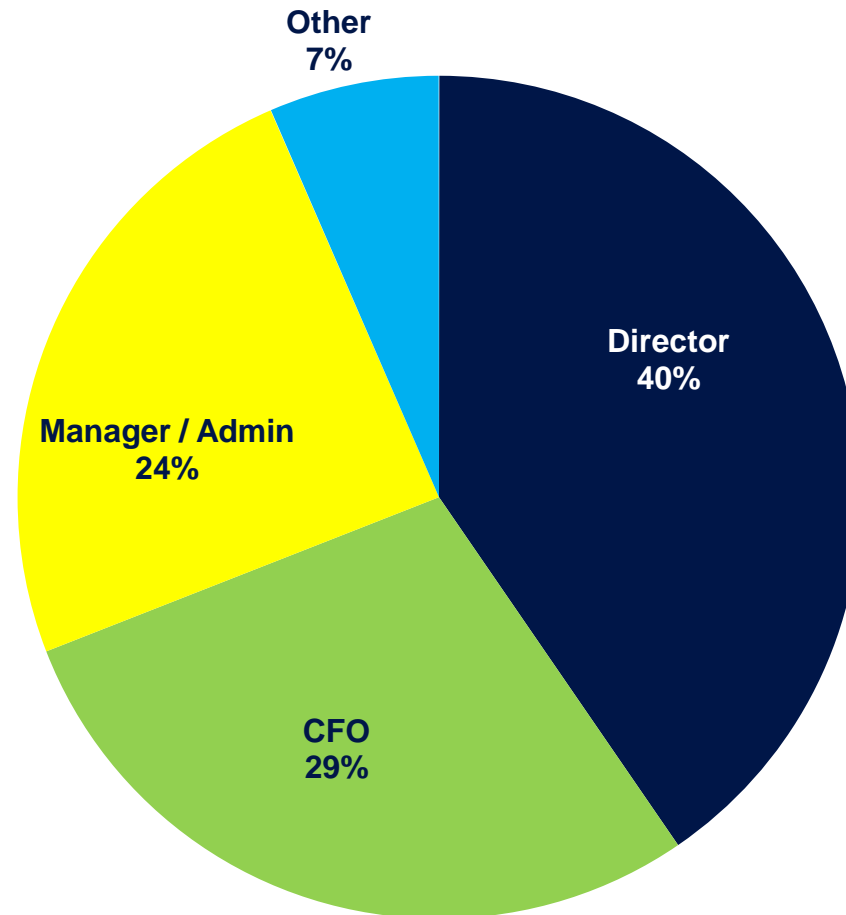
X. Patient Access Key Reporting Indicators (KPI) Ranking

XI. Patient Access Adoption Levels – All Solutions

Study Participant Profile by Geographic Location (n=513)

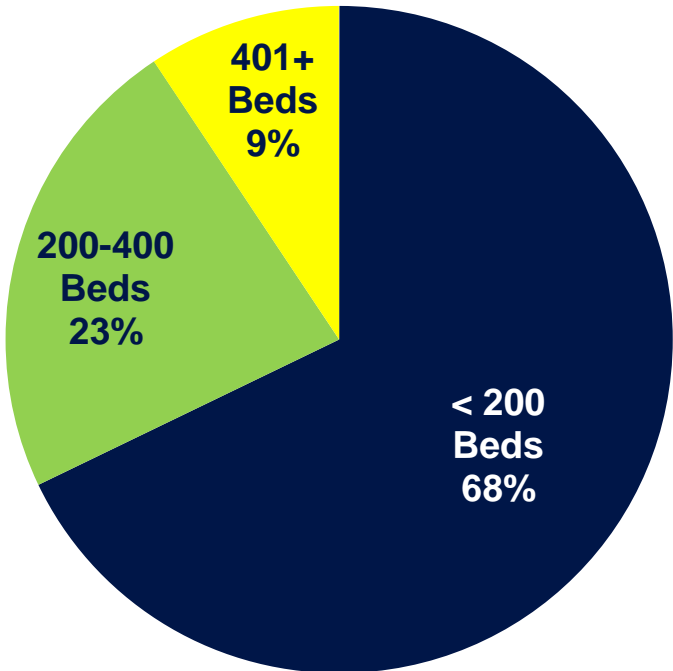


Study Participant Profile by Title

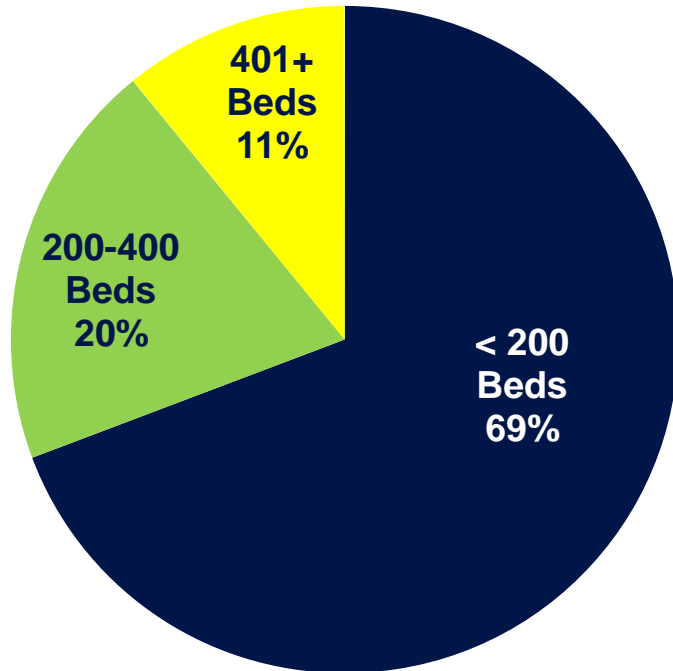


Study Participant Profile by Market Segment / Number of Beds

Hospitals in CapSite Study (n=513)



Distribution of All U.S. Hospitals (n=5,223)



APPENDIX

About Us

CapSite™ is a healthcare technology research and advisory firm

Our mission is to help our healthcare vendor and provider clients make more informed strategic decisions that enable them to accelerate the growth of their business.

Research Advisory Solutions

CapSite

Voice of
Customer
(VOC)

CapSite
Database

Strategic
Industry
Reports

Diagnostic
Benchmarking
Win / Loss

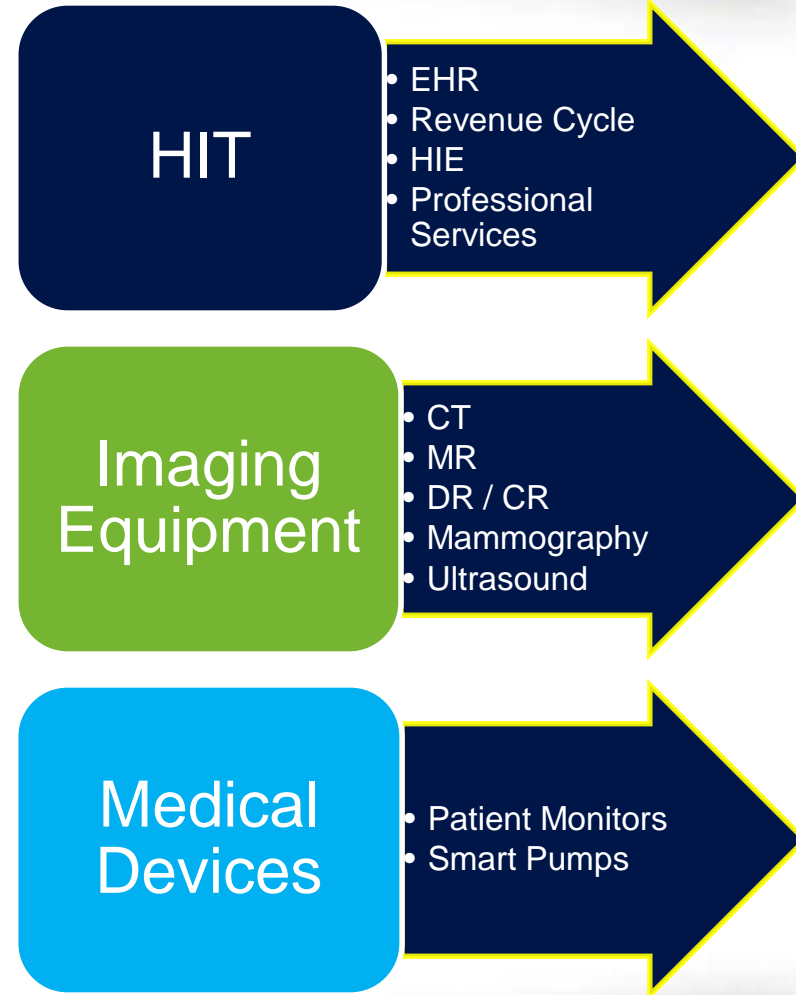
Align your
messaging with
your customers
perception of value

Optimize your
pricing to
maximize your
revenue and profit

Competitive
Landscape
Market Size
Market Opportunity

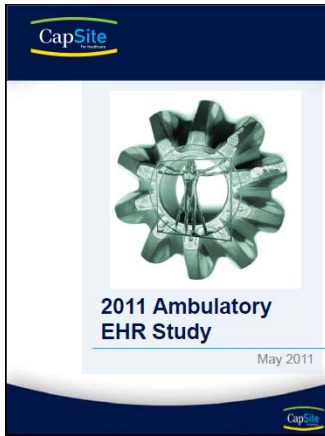
Proven framework
to improve your
win rate

CapSite™ Database



Strategic Industry Reports

2011 Ambulatory EHR




2011 Transcription Services



2011 PACS Replacement




2011 Teleradiology



2011 Professional Services



2010 Vendor Neutral Archive (VNA)




Strategic Industry Reports


2010 Revenue Cycle Management (RCM)



2010 Health Information Management (HIM)




2010 Cardiology IT




2010 Ambulatory EHR & PM



2010 Remote Radiology




2010 EHR Certification



Strategic Industry Reports

2010 Claims Management



2010 PACS / Imaging IT



2010 Ambulatory EHR



The CapSite database is the trusted, easy-to-use online database, providing critical knowledge and evidence-based information on healthcare technology purchases.

CapSite provides detailed transparency on healthcare technology pricing, packaging and positioning.

*When it comes to healthcare technology research, it helps to see all the details. **Those details are now available with CapSite.***



CapSite
For Healthcare

CapSite

www.CapSite.com

802.383.0675

reports@capsite.com
